



KHT 2005.2

KHT2005.2

As the home theatre market developed through the late 1990s KEF's engineers set to work on the next generation of affordable, high performance subwoofer/satellite systems. The result was the KHT2005 system released in 2000, featuring the iconic 'egg' shaped satellite. The high quality feel of the cast aluminium enclosure, coupled with the superior acoustic performance of Uni-Q set new standards in its class and it came to dominate this ultra competitive market. The KHT2005.2 system comprised four HTS2001.2 satellites, HTC2001.2 centre and the new PSW2010 subwoofer.

The updated KHT2005.2 system included substantial changes to the Uni-Q array with a new aluminium dome tweeter, compact neodymium magnets to maximize internal acoustic volume, increased power handling and a new soft black finish option.

Specification	(HTS2001.2 satellite)
System type	Two-way, wall/stand-mount
Enclosure type	Reflex
Dimensions (H x W x D)	198 x 130 x 150mm (7.8 x 5.1 x 5.9 inches)
Weight	2kg (4.4 lbs)
Nominal impedance	8 ohms
Power handling	100W
Frequency response	80Hz to 27kHz +/-3.0dB

Sensitivity	88dB at 1m for 2.83V
Maximum output	104dB
Finish	Silver, soft black




KHT 2005.2

Charismatic is the only word to describe it. Like the multi-award-winning KHT 2005 from which it evolved, the new reflex-ported KHT 2005.2 pushes the performance envelope of midrange home theatre like no other system. The spec tells part of the story: with parabolic enclosures computer optimised to eliminate cabinet distortions, the full range centre and satellites all feature KEF's new 100 mm (4") Uni-Q array incorporating the 19 mm (3/4") aluminium dome tweeter from the acclaimed Q series.

Ferrofluid cooled for better power handling and driven by twin neodymium magnets, HF reproduction is startling – even whispered dialogue is pin-sharp. But the real magic lies in the way all the system components work together: The tonal match is perfect, and transitions are so smooth you simply can't hear them. Like all KHT series subwoofers, the matching 250-watt PSW2010 has a cinema setting for even more bass 'slam' with movie sound effects, and individual phase,

frequency and level controls allow you to fine tune the output to get the perfect balance with the satellite speakers and your room acoustics. An ingenious multi-directional base makes it easy to place each satellite wherever it suits you: on a flat surface, at an angle on walls, or on the optional floor stands. It all adds up to a chic, superbly engineered system that delivers way beyond what you'd expect for the price. Available in matt silver finish or soft black.



KHT 2005.2

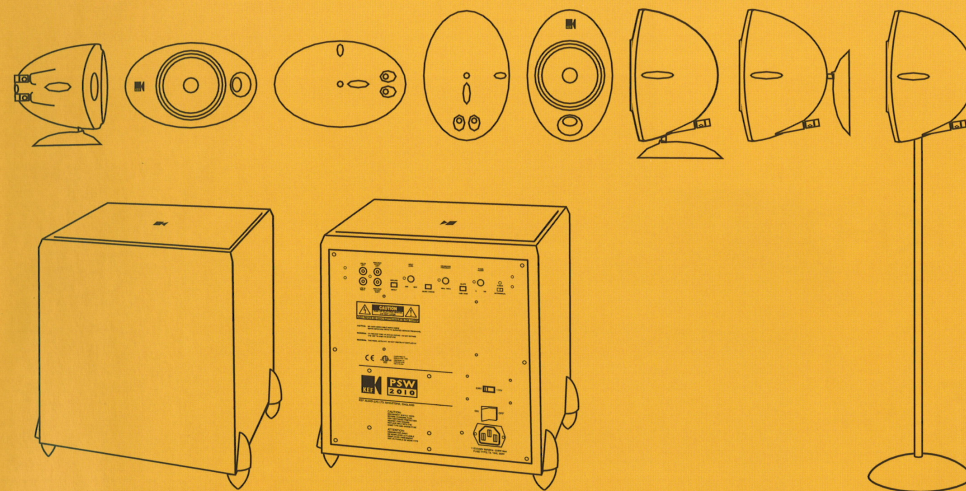

PSW2010 active subwoofer



100 mm (4") Uni-Q driver with twin neodymium magnet system and 19 mm (3/4") aluminium dome tweeter (top)
Soft black finish (bottom)



Cable management system built into mounting bracket (top)
Adjustable stand (bottom)



Specifications

	HTS2001.2	PSW2010
Design	Satellite speaker/Centre Channel	Powered subwoofer
Drive units	Reflex ported 100 mm (4 in.) UNI-Q array with 19 mm (3/4 in.) HF	Closed box 250 mm (10 in.)
Frequency response (± 3 dB)	80 Hz - 27 kHz	30 Hz - 150 Hz
Power handling	100 W	N/A
Amplifier	N/A	250 W
Sensitivity (2.83V/1m)	88 dB	N/A
Maximum output (SPL)	104 dB	108 dB
Impedance	8 Ω	N/A
Internal volume	1.5 litres	15.4 litres
Weight	2 kg (4.4 lbs)	14.5 kg (31.9 lbs)
Dimensions (H x W x D)	198 x 130 x 150 mm / 7.8 x 5.1 x 5.9 in.	360 x 320 x 320 mm / 14.2 x 12.6 x 12.6 in.
Cabinet finishes	Silver, Soft Black	Silver, Black